

BP6A FULL Module REV01


Table of Contents	Revision	Date	Description
P01 COVER P02 nRF52833 P03 PCB PAD P04 Revision History	EVT0 0.00	2020.08	EVT0 Initial release
	Default Capacitor		Annotation

WARNING

No part of this publication may be reproduced, stored in a retrieval system, or transmitted in any form or by any means, electric or mechanical, by photocopying, recording, or otherwise, without the prior written consent of Samsung. This publication is intended for use by designated recipients only. This publication contains confidential information (including trade secrets) of Samsung protected by Competition Law, Trade Secrets Protection Act and other relate laws, and therefore may not be, in part or in whole, directly or indirectly publicized, distributed, photocopied or used (including in a posting on the Internet where unspecified access is possible) by any unauthorized third party. Samsung reserves its right to take any and all measures both in equity and law available to it and claim full damages against any party that misappropriates Samsung's trade secrets and confidential information. Copyright 2013 Samsung Electronics Co., Ltd.

NOTICE

SCHEMATICS ARE SUBJECT TO CHANGE WITHOUT NOTICE FOR PERFORMANCE OR STABILITY IMPROVEMENTS. FOR CUSTOMER DESIGN REFERENCES, REFER TO EXYNOS HW DESIGN GUIDE.

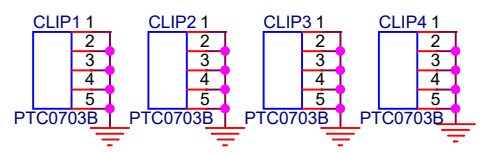
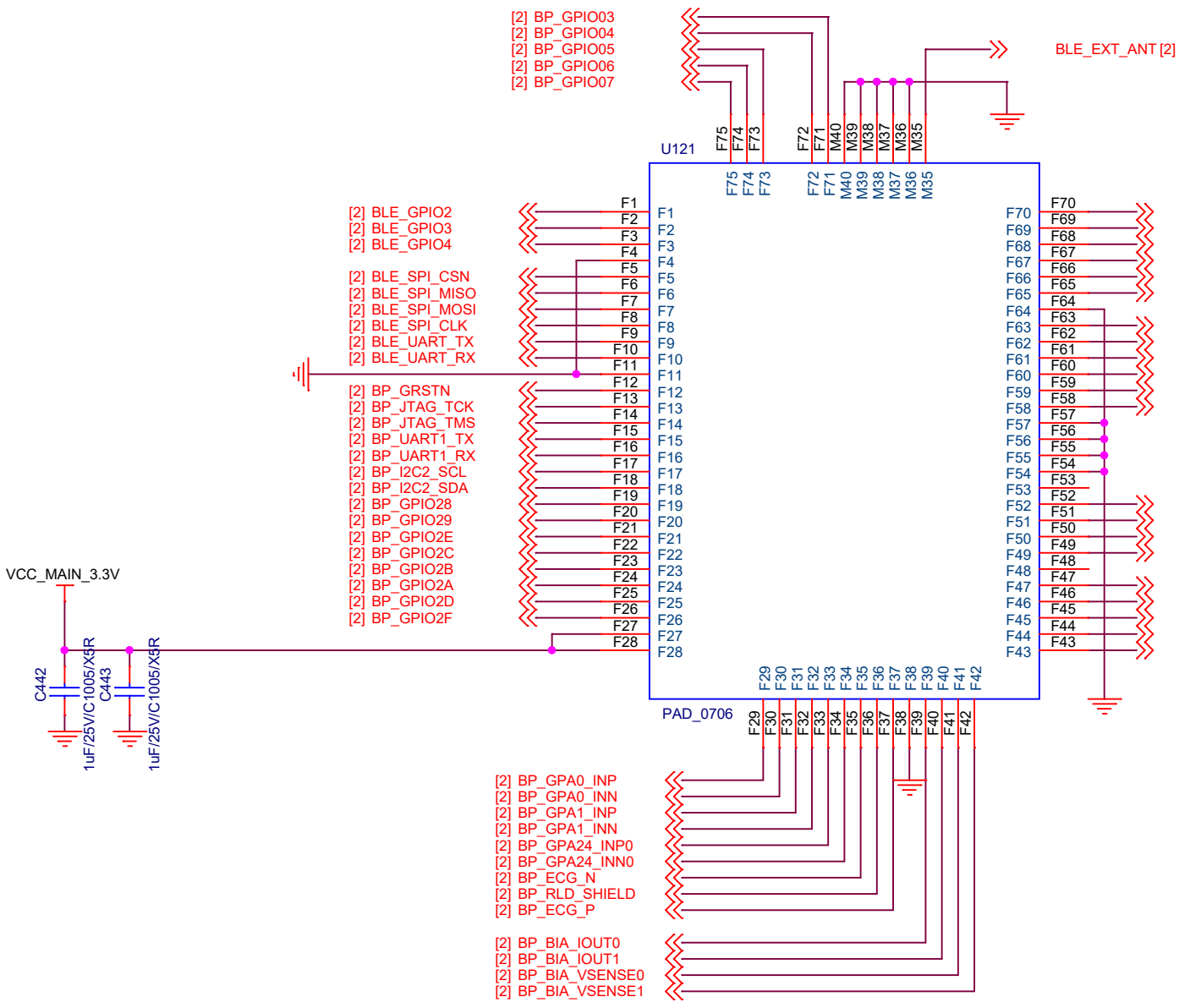
	SAMSUNG CONFIDENTIAL		
	Title COVER		
	Size A3	Document Number BP6A FULL Module REV01	Rev 0.1
	Date: Friday, October 23, 2020		Sheet 1 of 4

D

C

B

A



SAMSUNG CONFIDENTIAL

Title
PCB PAD

Size A4	Document Number BP6A FULL Module REV01	Rev 0.1
------------	---	------------

Date: Friday, October 23, 2020 Sheet 3 of 4

Schematic Version	DATE	REVISION HISTORY
REV 0.1		

Schematic Version	DATE	REVISION HISTORY